



STEEL'S FOR REAL

Innovation and quality—just a few of the words that come to mind whenever Grabber brand fasteners are mentioned. If you have an application which requires screwing into metal, Our line of outstanding steel fasteners is the choice for you. Chances are you'll find just what you're looking for right here. If not, give us a call and we'll make a recommendation of which Grabber fastener will work best for your particular application.

For the most demanding, high-torque applications choose Grabber fasteners with the patented LOX drive system. There's nothing quite like LOX. Give them your toughest jobs for no cam outs, no slivers, less effort, less fatigue, faster drives and exceptional bit tip life.

DRYWALL & SHEATHING TO 20 - 14 GAUGE STEEL


LOX



BOXED	COLLATED	SIZE
13S	C135Z	Self Drilling Fine Thread 6 X 1"
135S	N/A	Self Drilling Fine Thread 6 X 1 1/8"
14S	C14Z	Self Drilling Fine Thread 6 X 1 1/4"
15S	C15Z	Self Drilling Fine Thread 6 X 1 5/8"
16S	C16Z	Self Drilling Fine Thread 7 X 1 7/8"
30SS	C30SZ	Self Drilling Fine Thread 8 X 2 3/8"
30MS	N/A	Self Drilling Fine Thread 8 X 2 5/8"
30LS	N/A	Self Drilling Fine Thread 8 X 3"

OSB TO STEEL


LOX



BOXED	COLLATED	SIZE
N/A	CS8125JBWZ	Stabber Fine 8 X 1 1/4"
N/A	CS8150JBWZ	Stabber Fine 8 X 1 1/2"
N/A	CS8200JBWZ	Stabber Fine 8 X 2"
N/A	CM158SDZJBW	Self Drilling Zinc 8 X 1 5/8"
N/A	CM175SDZJBW	Self Drilling Zinc 8 X 1 3/4"

WOOD TO STEEL (LOX 3 Flat Head)

LOX



BOXED	COLLATED	SIZE
N/A	CDWD300	12 X 3" Winged Drill Point


DRYWALL TO LIGHT GAUGE STEEL



BOXED	COLLATED	SIZE
168S	C168	Bugle Head Fine 6 X 1
268S	C368	Bugle Head Fine 6 X 1 1/4"
368S	C468	Bugle Head Fine 6 X 1 5/8"
768S	C768	Bugle Head Fine 7 X 2"

SHEATHING TO HEAVY GAUGE STEEL

LOX



BOXED	COLLATED	SIZE
N/A	CC12158LYZ	Bugle Head TEK 5 w/wings
N/A	CC12200LYZ	Bugle Head TEK 5 w/wings
N/A	CC12250LYZ	Bugle Head TEK 5 w/wings
N/A	CTB12158LYZ	Bugle Head TEK 3 w/wings

SUB-FLOOR TO STEEL

LOX



BOXED	COLLATED	SIZE
N/A	CM158SDZJBW	8 X 1 5/8"
HS8118JBW	CM175SDZJBW	8 X 1 3/4"
N/A	CS8200DZJBW	8 X 2"

PLYLOCK


LOX



BOXED	COLLATED	SIZE
N/A	C10200L3YZE	10 X 2" TEK 5 w/wings
N/A	C1025L3YZE	10 X 2 1/2" TEK 5 w/wings

STEEL PLATE (3/8" +)


LOX



BOXED	COLLATED	SIZE
SP12100JBWZ	CSP12100JBWZ	Self Drill Flat Pan Head Tek4 12 X 1"
SP12125JBWZ	CSP12125JBWZ	Self Drill Flat Pan Head Tek4 12 X 1 1/4"
N/A	CCFP12125LYZ	Self Drill Flat Pan Head Tek5
N/A	CCFP12158LYZ	Self Drill Flat Pan Head Tek5

METAL TO METAL FRAMING SCREW (for heavy gauge steel)


LOX



BOXED	COLLATED	SIZE
FP101675JBWZ	CFP101675JBWZ	10 - 16 X 3/4"
FP81858JBWZ	CFP81858JBWZ	8 - 18 X 5/8"
FP101858JBWZ	CFP101858JBWZ	10 - 18 X 5/8"
FP101875JBWZ	CFP101875JBWZ	10 - 18 X 3/4"
FP121878JBWZ	CFP121878JBWZ	12 - 18 X 7/8"
N/A	CFP1218125JBWZ	12 - 18 X 1 1/4"
FP1218150JBWZ	CFP1218150JBWZ	12 - 18 X 1 1/2"

INSULATION TO STEEL


LOX



BOXED	COLLATED	SIZE
2050JBWZ	N/A	8 X 1 1/2"
2058JBWZ	N/A	8 X 5/8"
2100JBWZ	N/A	8 X 1"
2125JBWZ	N/A	8 X 1 1/4"
2158JBWZ	N/A	8 X 1 5/8"
2200JBWZ	N/A	8 X 2"

METAL TO WOOD (lox3 Truss head)


LOX



BOXED	COLLATED	SIZE
N/A	CDMWH138	11 X 1 3/8" Alternate Thread


HEAVY GAUGE STEEL

LOX



BOXED	COLLATED	SIZE
N/A	CSP12125JBWZ	Pan Head TEK 4
N/A	CCFP12125LYZ	Pan Head TEK 5
N/A	CCFP12158LYZ	Pan Head TEK 5


STEEL FRAMING



BOXED	COLLATED	SIZE
19	C19	6 X 7/16"
20Z	C20Z	8 X 1/2"
08075P	N/A	8 X 3/4"
08100P	N/A	8 X 1"
10058P3	N/A	10 X 5/8"
10075P3	N/A	10 X 3/4"
N/A	C1075WRP	10 X 3/4"


CEMENT BOARD

LOX




BOXED	COLLATED	SIZE
HS8100JBW	CHS8100JBW	8 X 1"
HS8118JBW	CHS8118JBW	8 X 1 1/8"
HS8125JBW	CHS8125JBW	8 X 1 1/4"
HS8158JBW	CHS8158JBW	8 X 1 5/8"
HS8200JBW	CHS8200JBW	8 X 2"

STEEL LATH & FRAMING




BOXED	COLLATED	SIZE
234Z	N/A	8 X 1 1/2"
235Z	N/A	8 X 1"
236Z	N/A	8 X 1 1/4"
237Z	N/A	8 X 1 5/8"
234Z10CW	N/A	10 X 3/4"

STEEL FRAMING




BOXED	COLLATED	SIZE
23	C23	7 X 7/16" (15 tpi)
23F	N/A	7 X 7/16" (20 tpi)

STEEL TRUSS & FRAMING



BOXED	COLLATED	SIZE
10050H	N/A	10 X 3/4"
10075H3	N/A	12 X 3/4"
12075H3	N/A	14 X 3/4"
12100H3	N/A	14 X 1"

STEEL FRAMING



BOXED	COLLATED	SIZE
25Z	N/A	8 X 9/16"



GRABBER LOX recess screw uses patented technology to achieve maximum torque with minimum effort.

If you drive screws for a living you should use screws designed for today's high-torque screw guns.

- No waste
- No wobble
- No cam out
- No Slivers
- Stick fit
- High Torque
- Drives Off Angle
- Exceptional Bit Tip Life